


radio









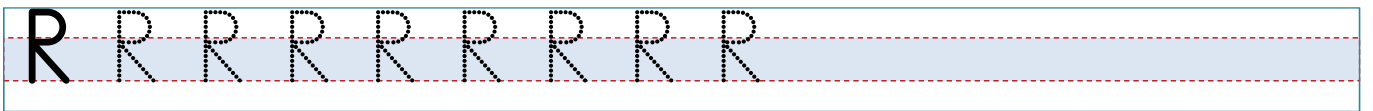
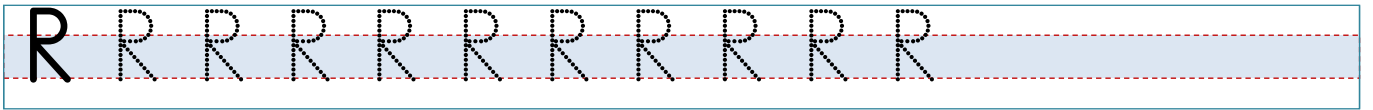
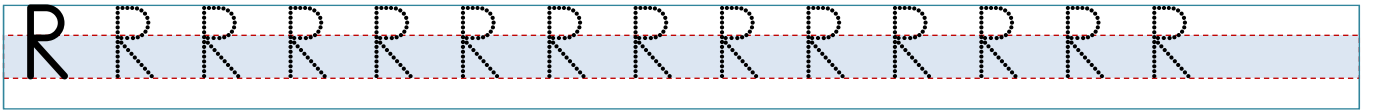
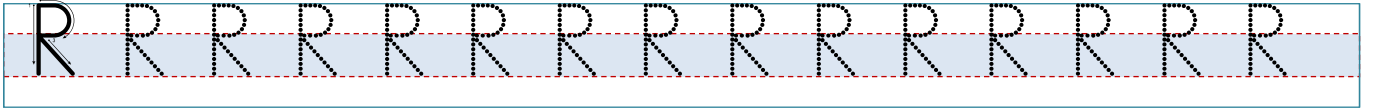
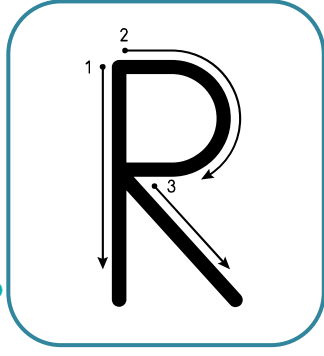
✓ İsminde "R-r" sesi olan varlıkları işaretleyelim.




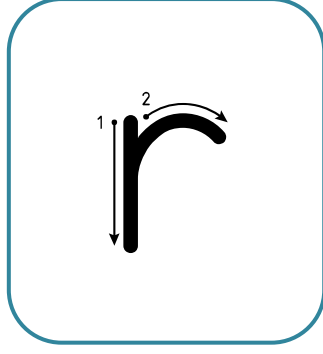
✓ "R-r" sesinin aşağıdaki varlıkların adının başında mı, ortasında mı, sonunda mı olduğunu bulalım. Boyayalım.



"R" harfini yazılış yönüne dikkat ederek yazalım.



"r" harfini yazılış yönüne dikkat ederek yazalım.



r r r r r r r r r r r r r r r r r r

r r r r r r r r r r r r r r r r

r r r r r r r r r r r r r r r r

r r r r r r r r r r r r r r r r

r r r r r r r r r r r r r r r r

r r r r r r r r r r r r r r r r

r r r r r r r r r r r r r r r r

Rr Rr Rr Rr Rr Rr Rr Rr

Rr Rr Rr Rr Rr Rr

Rr Rr Rr Rr

Rr Rr

Rr

► Oluşturulan heceleri okuyalım, yazalım.

e r

er er er

a r

ar ar a ar

o r

or or or

ö r

ör ör ör

u r

ur ur ur

ü r

ür ür ür

i r

ir ir ir

r e

re re re

r a

ra ra ra

r ö

rö rö rö

r o

ro ro ro

r u

ru ru ru

r ü

rü rü rü

➤ Hece Çalışması

ku ru rü ya i ri li ra

Four empty boxes with a blue shaded middle section and dashed lines, each with two arrows pointing to the top line, intended for writing the syllables from the row above.

or ta e rik ör ma ta rak

Four empty boxes with a blue shaded middle section and dashed lines, each with two arrows pointing to the top line, intended for writing the syllables from the row above.

o tur ik ram tür lü tö ren

Four empty boxes with a blue shaded middle section and dashed lines, each with two arrows pointing to the top line, intended for writing the syllables from the row above.

i le ri kö mür lük ma kar na

Three empty boxes with a blue shaded middle section and dashed lines, each with three arrows pointing to the top line, intended for writing the syllables from the row above.

yu mur ta ka re te te ker lek

Three empty boxes with a blue shaded middle section and dashed lines, each with three arrows pointing to the top line, intended for writing the syllables from the row above.

Ne ri man Tür ki ye A ta türk

Three empty boxes with a blue shaded middle section and dashed lines, each with three arrows pointing to the top line, intended for writing the syllables from the row above.

- Heceleri birleştirerek yeni kelimeler oluşturup yazalım.
- Görsellerdeki renklerle, kelime karşılığını aynı renge boyayalım.

ör

me

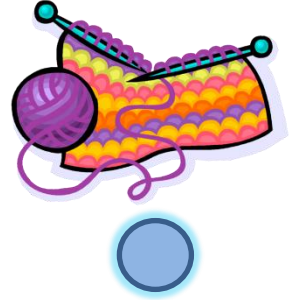
0

tü

0

nek

0



Mavi

1 2 3  
4 5 6  
7 8 9



Sarı

ra

na

0

kam

0

y

0

ro

ket

0

ta

0

man

0



Mor



Yeşil

ar

ma

0

ka

0

mut

0

✓ Tablodaki heceleri kullanarak anlamlı kelimeler oluřturalım.  
Yeni oluřan kelimeleri rnekteki gibi yazalım.



rek	yu	ta	rak	lam
man	Ne	<del>k</del>	ta	man
rk	A	tar	rak	ro
Mert	ku	mur	t	r
ro	<del>mr</del>	kar	ta	ne
ko	trk	man	ri	y



kmr

Soru varsa zm de vardır.

ilkokulsoru.com



➤ Aşağıda karışık olarak verilen kelimelerle anlamlı ve kurallı cümleler oluşturalım.

❖ yeme - Ömer - omleti

Handwriting practice line with a dashed midline.

❖ yumurta - alma - Rüya - marketten

Handwriting practice line with a dashed midline.

❖ rütbe - komutan - al

Handwriting practice line with a dashed midline.

❖ renkli - renkli - anne- al

Handwriting practice line with a dashed midline.

❖ tart - ile - elma - Türkan - armut

Handwriting practice line with a dashed midline.

❖ köye - ninem - ekti - marul

Handwriting practice line with a dashed midline.

❖ oyun - Neriman - iyi - oyna

Handwriting practice line with a dashed midline.

❖ Atatürk'ü - oku - anla - Mert

Handwriting practice line with a dashed midline.

➤ Sembollerle gösterilen sözcükleri yazalım. Oluşan cümleleri 5 kere okuyalım.

	Ömer		tarla		yirmi		Neriman
	marul		Aykut		elma		ekme
	etek		ye		rakam		nar
	kilo		Emre		tart		tarlaya
	oku		Meryem		ekti		kirli



Handwriting practice line with a dashed middle line.



Handwriting practice line with a dashed middle line.



Handwriting practice line with a dashed middle line.



Handwriting practice line with a dashed middle line.



Handwriting practice line with a dashed middle line.

➤ Aşağıdaki metni 5 ( beş ) kez okuyalım.



.....

Murat

Murat tart.

Murat armut tart.



.....

Murat on kilo armut tart.

Murat kilo kilo elma, armut tart.

Murat iki kilo elma tartma.

Murat elma tartma.

Murat tartma.

Murat



➤ Aşağıdaki metni 5 ( beş ) kez okuyup, yazalım.

## Nar

Nurten nar yenir mi?

İri iri nar tartta ye.

Emre armutla oynama.

Marketten armut al.

Taner tane tane armut al.



.....



.....

.....

.....

.....

.....


.....

.....

.....



Aşağıdaki resimli dikte etkinliğini yapalım.



Harfleri karışık olarak verilen kelimeleri bulup yazalım.

ü a k

a k r a

M r e t

y ü a r

a r a t l

m e r k e

u r m a l

y r i m i

➤ Aşağıdaki resimli dikte etkinliğini yapalım.




kömür



kürek



armut



tren



nar



terlik



mantar



yumurta



tarak



metre



tekerlek



roket

➤ Harfleri karışık olarak verilen kelimeleri bulup yazalım.

ü a k

akü

a k r a

kara

M r e t

Mert

y ü a r

rüya

a r a t l

tarla

m e r k e

kemer

u r m a l

marul

y r i m i

yirmi