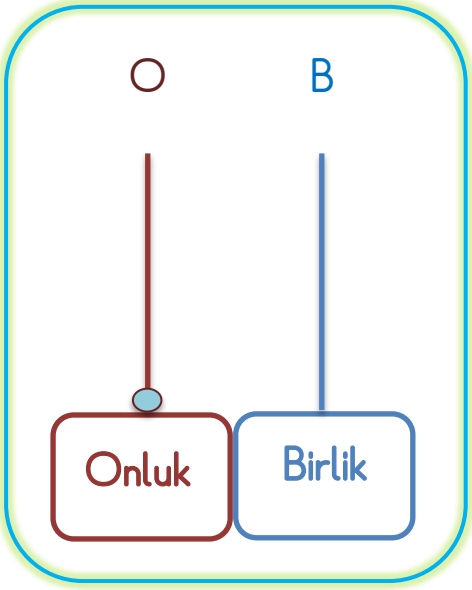
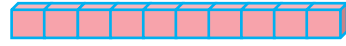


“ 1 0 ” rakamını yazalım.



1 0

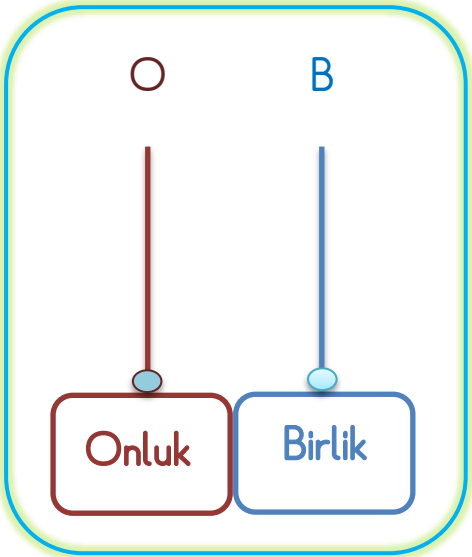


→ 1 Onluk
→ 0 Birlik

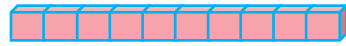
10 10 10 10 10 10

10 10

❖ “ 1 1 ” rakamını yazalım.



1 1

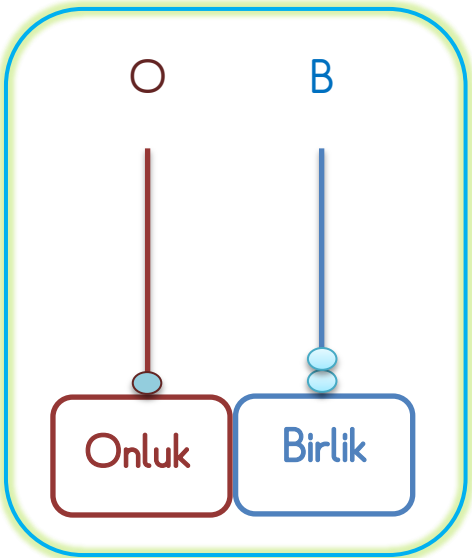


→ 1 Onluk
→ 1 Birlik

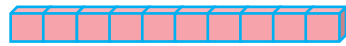
11 11 11 11 11 11 11

11 11

❖ “ 1 2 ” rakamını yazalım.



1 2

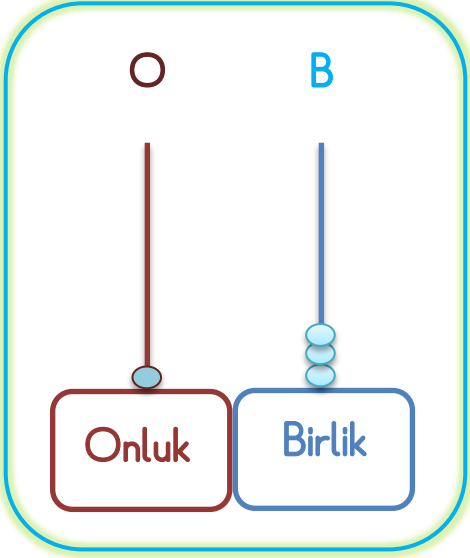


→ 1 Onluk
→ 2 Birlik

12 12 12 12 12 12

12 12

❖ " 1 3 " rakamını yazalım.



1 3



→ 1 Onluk

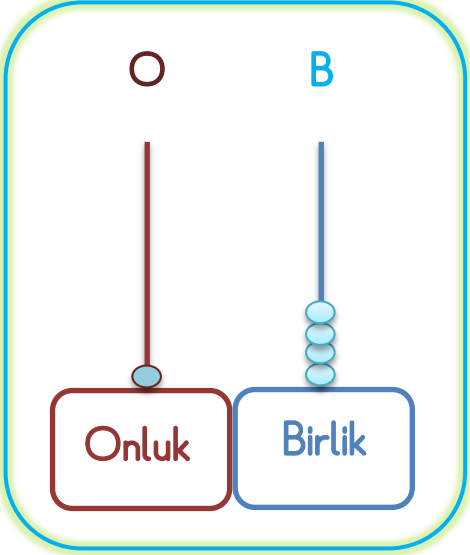


→ 3 Birlik

13 13 13 13 13 13

13 13

❖ " 1 4 " rakamını yazalım.



1 4



→ 1 Onluk

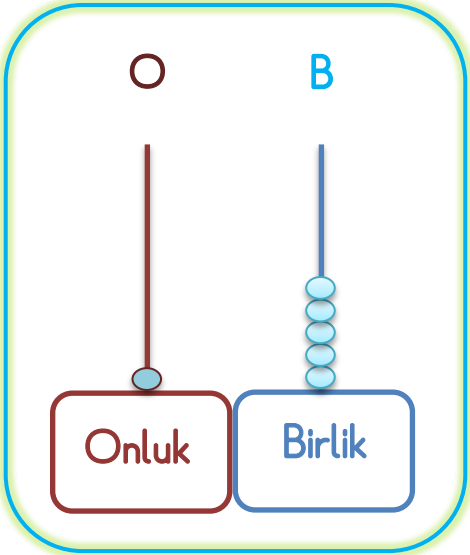


→ 4 Birlik

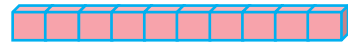
14 14 14 14 14 14

14 14

❖ " 1 5 " rakamını yazalım.



1 5



→ 1 Onluk

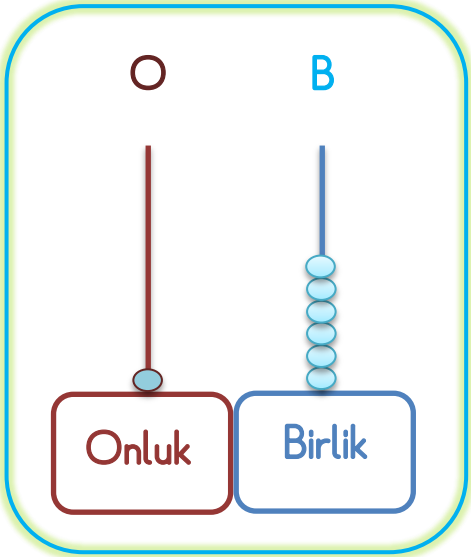


→ 5 Birlik

15 15 15 15 15 15

15 15

❖ " 16 " rakamını yazalım.



16



1 Onluk

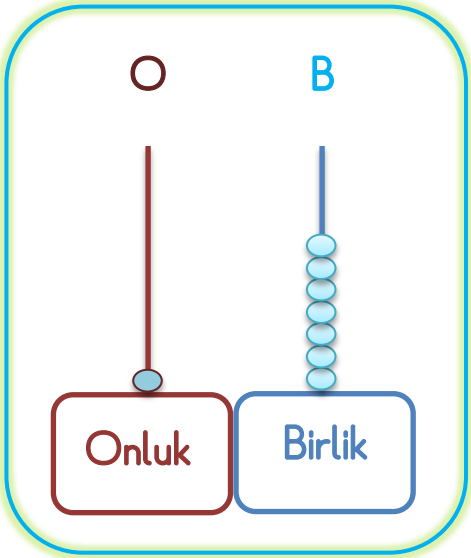


6 Birlık

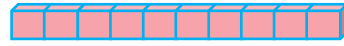
16 16 16 16 16 16

16 16

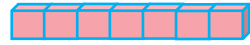
❖ " 17 " rakamını yazalım.



17



1 Onluk

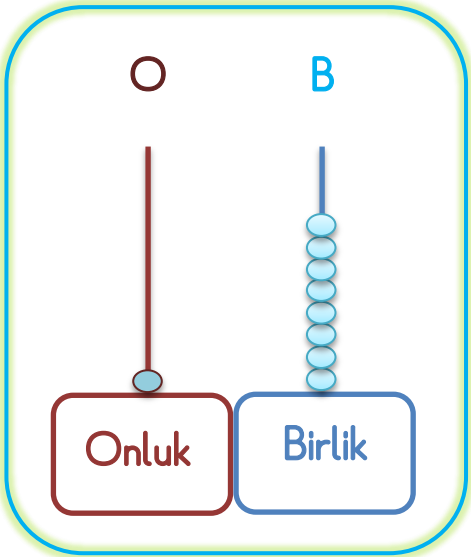


7 Birlık

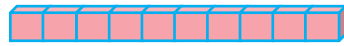
17 17 17 17 17 17

17 17

❖ " 18 " rakamını yazalım.



18



1 Onluk

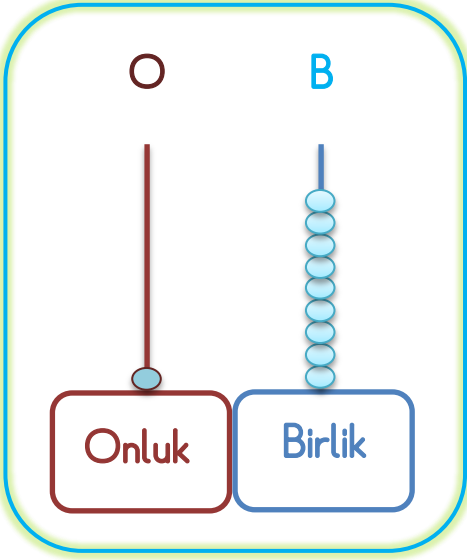


8 Birlık

18 18 18 18 18 18

18 18

❖ " 19 " rakamını yazalım.



19



1 Onluk

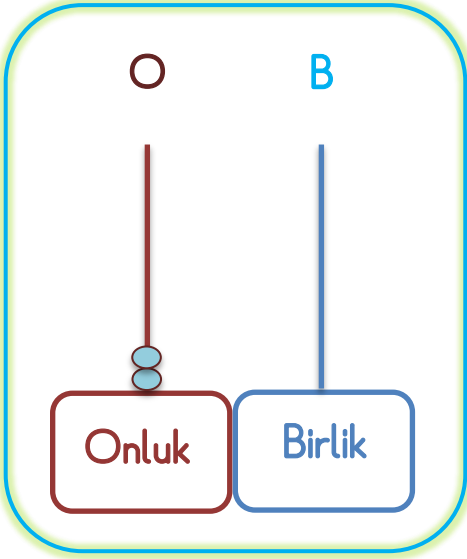


9 Birlik

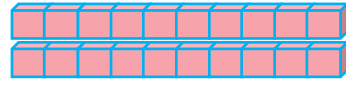
19 19 19 19 19 19

19 19

❖ " 20 " rakamını yazalım.



20



2 Onluk


0 Birlik

20 20 20 20 20

20 20

KENDİMİ DEĞERLENDİRİYORUM


1. Varlıkları sayalım. Doğru rakamın bulunduğu kutucuğu işaretleyelim.



15



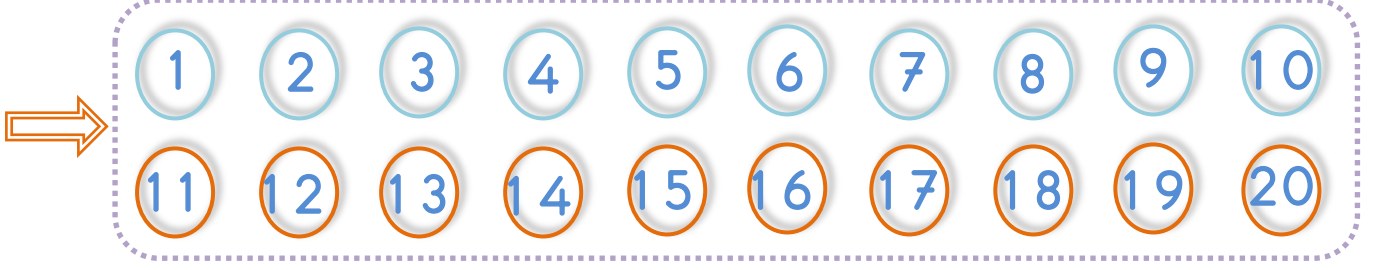
12



16

❖ 20'ye Kadar Doğal Sayılar: Önce, Sonra, Arasında

1. 1'den başlayıp 20'ye kadar yazalım.



2. Verilen sayılara göre önceki, sonraki ve aradaki sayıları yazalım.

Öncesi

| | | |
|----|---|----|
| 11 | ← | 12 |
| ○ | ← | 11 |
| ○ | ← | 15 |
| ○ | ← | 18 |
| ○ | ← | 13 |
| ○ | ← | 19 |

Arasında

| | | |
|----|---|----|
| 7 | 8 | 9 |
| 12 | ○ | 14 |
| 18 | ○ | 20 |
| 9 | ○ | 11 |
| 5 | ○ | 7 |
| 15 | ○ | 17 |

Sonrası

| | | |
|----|---|----|
| 12 | → | 13 |
| 15 | → | ○ |
| 18 | → | ○ |
| 13 | → | ○ |
| 19 | → | ○ |
| 11 | → | ○ |


3. Tablolarda boş kutulara uygun sayıları yazalım.

| | | | | |
|----|---|----|----|----|
| 1 | | 3 | | 5 |
| | 7 | | 9 | |
| 11 | | | 14 | |
| | | 18 | | 20 |

| | | | | |
|----|---|----|---|--|
| 1 | | | 4 | |
| | 7 | | | |
| | | 13 | | |
| 16 | | | | |


| | | | | | | | | | |
|---|--|--|----|--|--|--|---|--|----|
| 1 | | | | | | | 8 | | 10 |
| | | | 13 | | | | | | |

4. Aşağıdaki topları birer birer sayalım.




..... tane top vardır.

5. Aşağıdaki mantarları birer birer sayalım.



..... tane mantar vardır.

6. Aşağıdaki varlıkları birer birer sayalım. **Bir fazlasını** altına yazalım.



Sayfalarımızı bütün **öğretmen** ve **velileriniz** takip edebilir.

Sitemize **ücretsiz** olup, **her hafta** düzenli olarak döküman yüklenmektedir.
Bütün testlerimiz online test şeklindedir.

Her ay **Türkiye geneli ödüllü online deneme sınavı** yapılmaktadır.

İnternet sitemiz

<https://ilkokulsoru.com/>

Facebook

<https://www.facebook.com/groups/ilkokulsorucom/>

Instagram

<https://www.instagram.com/p/CHOSYc8Ddbg/?igshid=aepfymlq9rx7>

Telegram

t.me/ilkokulsorucom