


ADI SOYADI :


OKUL NO :

VELİ  
İMZA


- Satır sonuna sığmayan sözcükler doğru ayrılmışsa balonu yeşile, yanlış ayrılmışsa kırmızıya boyayalım.




defte-  
re




bilgisay-  
ar




yap-  
rağı




kal-  
orifer



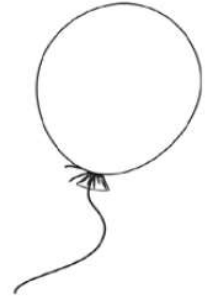
Melike'-  
nin




Tarık'  
ın




u-  
zaklardan




ilko-  
kul




hazırlan-  
mışık



a-  
rabayla



Ankara'  
daki



kont-  
rol

- Örnekteki gibi kelimelerimizi hecelerine ayıralım. Ardından satır sonuna çeşitli şekillerde yazalım.

testere

tes - te - re

\_\_\_\_\_ tes-

tere

\_\_\_\_\_ teste-

re

kitaplık

.....

\_\_\_\_\_ .....

.....

\_\_\_\_\_ .....

.....

hasta

.....

\_\_\_\_\_ .....

.....

defter

.....

\_\_\_\_\_ .....

.....

gözlük

.....

\_\_\_\_\_ .....

.....

kalemlik

.....

\_\_\_\_\_ .....

.....

\_\_\_\_\_ .....

.....

hediye

.....

\_\_\_\_\_ .....

.....

\_\_\_\_\_ .....

.....

televizyon

.....

\_\_\_\_\_ .....

.....

\_\_\_\_\_ .....

.....

\_\_\_\_\_ .....

.....

buzdolabı

.....

\_\_\_\_\_ .....

.....

\_\_\_\_\_ .....

.....

\_\_\_\_\_ .....

.....

sandalye

.....

\_\_\_\_\_ .....

.....

\_\_\_\_\_ .....

.....

koltuk

.....

\_\_\_\_\_ .....

.....

çatal

.....

\_\_\_\_\_ .....

.....