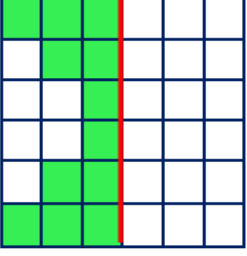




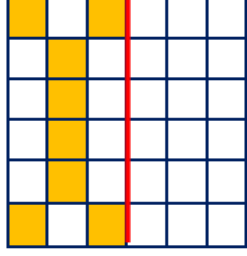
ALAN HESAPLAMALARI 2




• Aşağıda verilen boyalı alanların doğruya göre simetriğini boyayınız daha sonra alanını hesaplayınız.



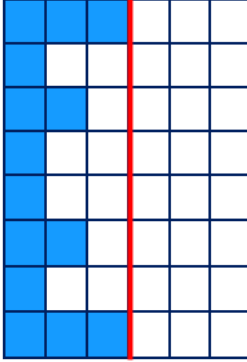
Alan = birimkare



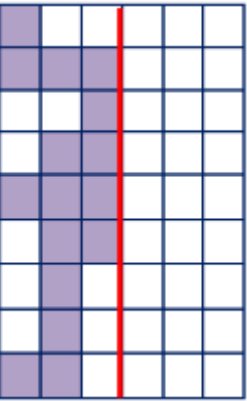
Alan = birimkare



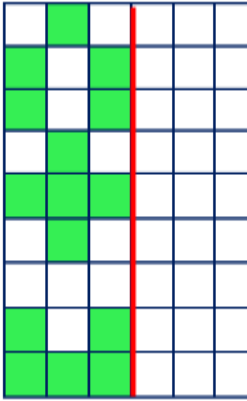
Alan = birimkare



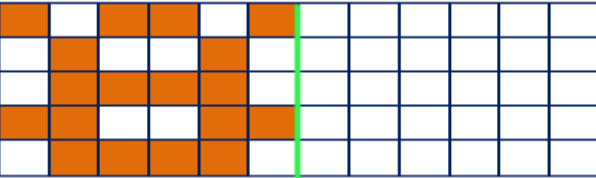
Alan = birimkare



Alan = birimkare

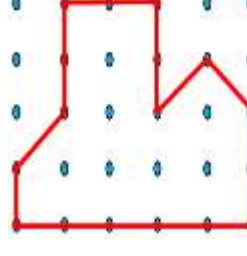


Alan = birimkare




Alan = birimkare

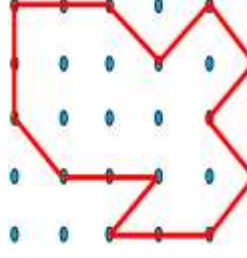
• Aşağıda verilen şekillerin alanlarının kaç birim kare olduğunu altına yazınız.



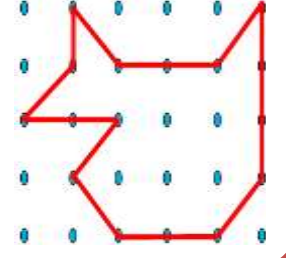
Alan = birimkare



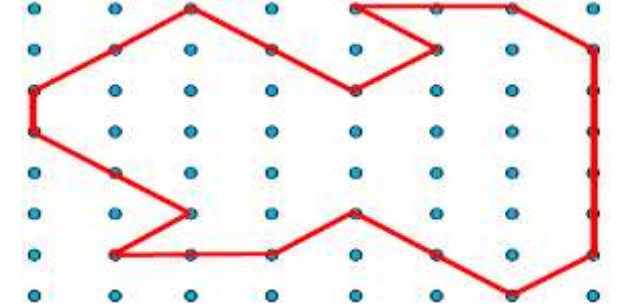
Alan = birimkare



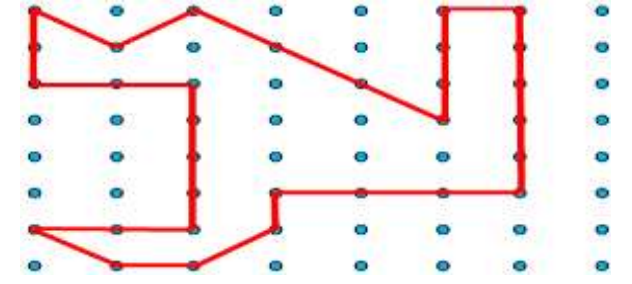
Alan = birimkare



Alan = birimkare

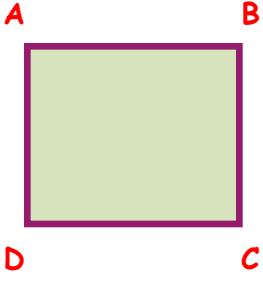


Alan = birimkare

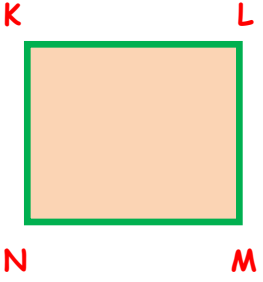


Alan = birimkare

- Aşağıda verilen karelerin kenar, çevre ve kenar uzunluklarını hesaplayınız.

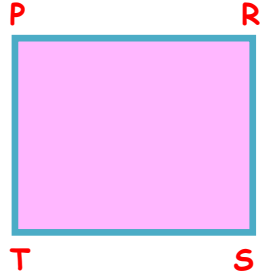


ABCD karedir.
 $[AB] = 8 \text{ cm}$ ise
 $A(ABCD) = ?$

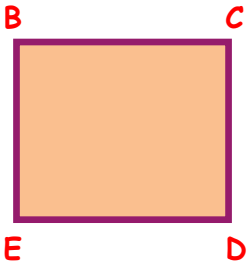
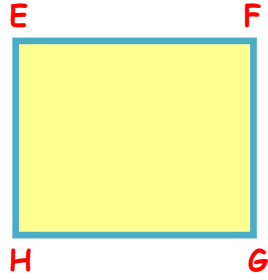


KLMN karedir.
 $[LM] = 12 \text{ cm}$
 $A(KLMN) = ?$

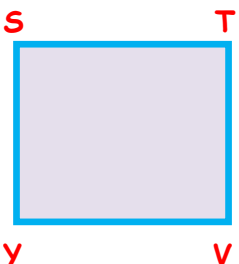
PRST karedir.
 $\zeta(PRST) = 60 \text{ cm}$
 $A(PRST) = ?$



EFGH karedir.
 $\zeta(EFGH) = 72 \text{ cm}$
 $A(EFGH) = ?$




BCDE karedir.
 $A(BCDE) = 36br^2$
 $[BC] = ?$



STVY karedir.
 $A(STVY) = 100$
 $\zeta(STVY) = ?$


İskender07 (ilkokul etkinlikleri)

- Aşağıda verilen dikdörtgenlerin kenar, çevre ve kenar uzunluklarını hesaplayınız.

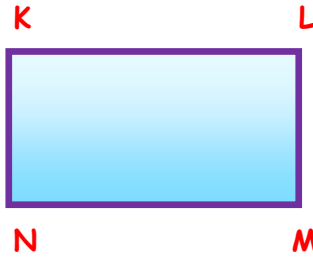


ABCD dikdörtgendir.
 $[AD] = 8 \text{ cm}$
 $[DC] = 17 \text{ cm}$
 $A(ABCD) = ?$

PRST dikdörtgendir.
 $[PT] = 17 \text{ cm}$
 $[PR] = 38 \text{ cm}$
 $A(PRST) = ?$



VYTZ dikdörtgendir.
 $\zeta(VYTZ) = 46 \text{ cm'dir.}$
 $[ZT] = 15 \text{ cm}$ ise
 $A(VYTZ) = ?$



KLMN dikdörtgendir.
 $\zeta(KLMN) = 60 \text{ cm'dir}$
 $[LM] = 10 \text{ cm}$ ise
 $A(KLMN) = ?$

EFGH dikdörtgendir.
 $[EF] = 30 \text{ cm}$
 $A(EFGH) = 300br^2$
 $\zeta(EFGH) = ?$



İskender TAŞ
 İskender07 (ilkokul etkinlikleri)